



U.S. SENATE FOREIGN RELATIONS COMMITTEE  
**SUBCOMMITTEE** *on* **AFRICAN AFFAIRS**

CHRIS COONS (D-DEL.), CHAIR

JOHNNY ISAKSON (R-GA.), RANKING MEMBER

# RAPIDLY GROWING ECONOMIES

*Six of the world's 10 fastest-growing economies in the world in the last decade were in Africa*



U.S. SENATOR  
**CHRIS COONS**  
of DELAWARE

[WWW.COONS.SENATE.GOV](http://WWW.COONS.SENATE.GOV)

# RAPIDLY GROWING ECONOMIES

*Seven of the world's 10 fastest-growing economies in the world are in Africa*



U.S. SENATOR  
**CHRIS COONS**  
of DELAWARE

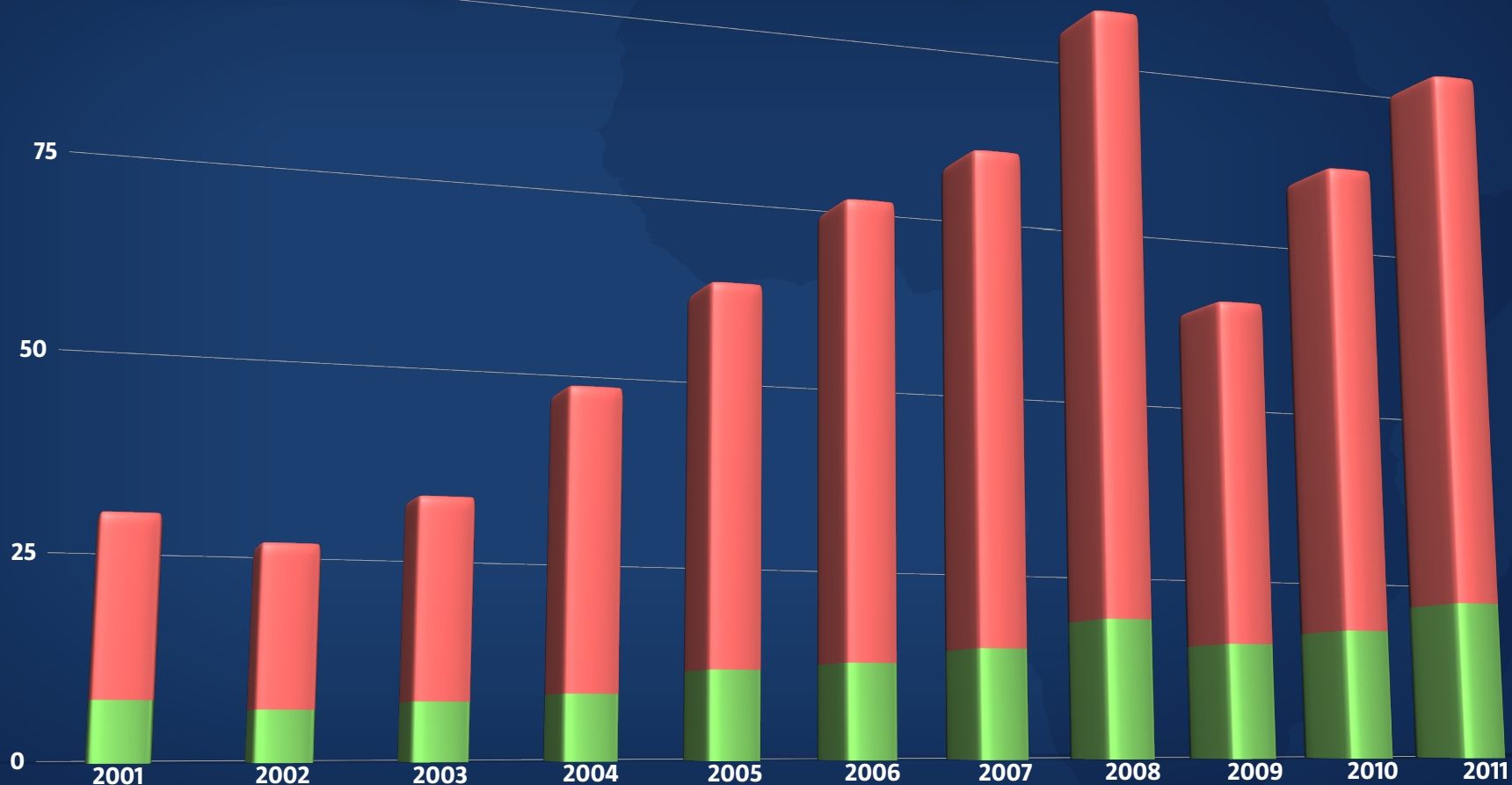
[WWW.COONS.SENATE.GOV](http://WWW.COONS.SENATE.GOV)



# U.S.-AFRICA TRADE FLOW

100 *America is selling more to Africans than ever before*

Imports  
Exports



U.S. SENATOR  
**CHRIS COONS**  
of DELAWARE

[WWW.COONS.SENATE.GOV](http://WWW.COONS.SENATE.GOV)



# AFRICA'S TOP TRADING PARTNERS

*The U.S. is not the only country selling to Africa*



1. **China** (\$109.1 billion in exports)



2. **United States** (\$90.5 billion in exports)



3. **India** (\$44.9 billion in exports)



4. **Germany** (\$31.7 billion in exports)



5. **France** (\$30.5 billion in exports)

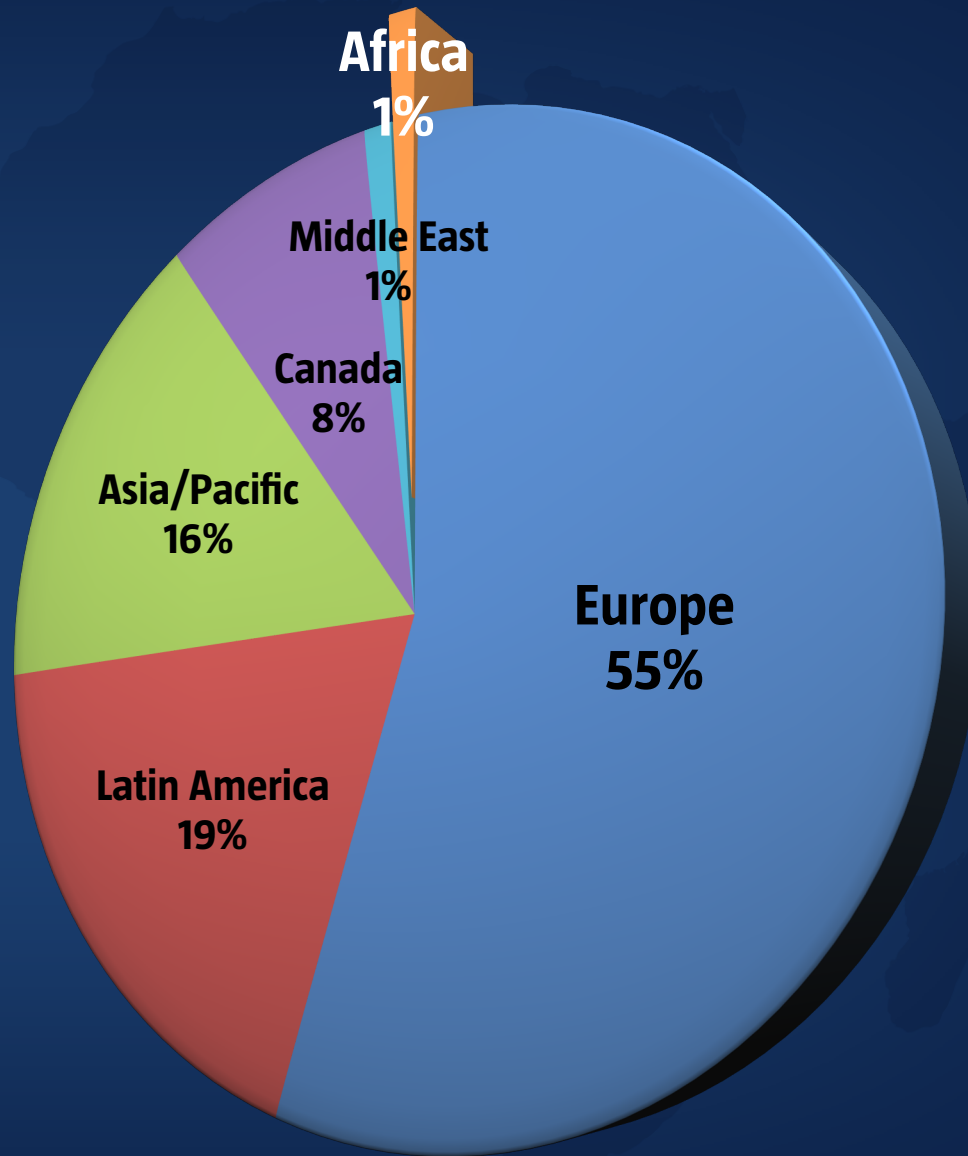


U.S. SENATOR  
**CHRIS COONS**  
of DELAWARE

[WWW.COONS.SENATE.GOV](http://WWW.COONS.SENATE.GOV)

# WHERE THE U.S. IS INVESTING ABROAD

*Africa receives just one percent  
of U.S. direct investment*



U.S. SENATOR  
**CHRIS COONS**  
of DELAWARE

[WWW.COONS.SENATE.GOV](http://WWW.COONS.SENATE.GOV)

# WHERE THE U.S. IS INVESTING IN AFRICA

*Oil dominates U.S. direct investment in Africa*

*in billions*

\$29,000

\$5,800

\$3,700

\$2,400

\$1,900

\$1,300

\$750

\$179

Information

Professional/Technical

Wholesale Trade

Other Industries

Depository

Manufacturing

Finance/Insurance

Mining



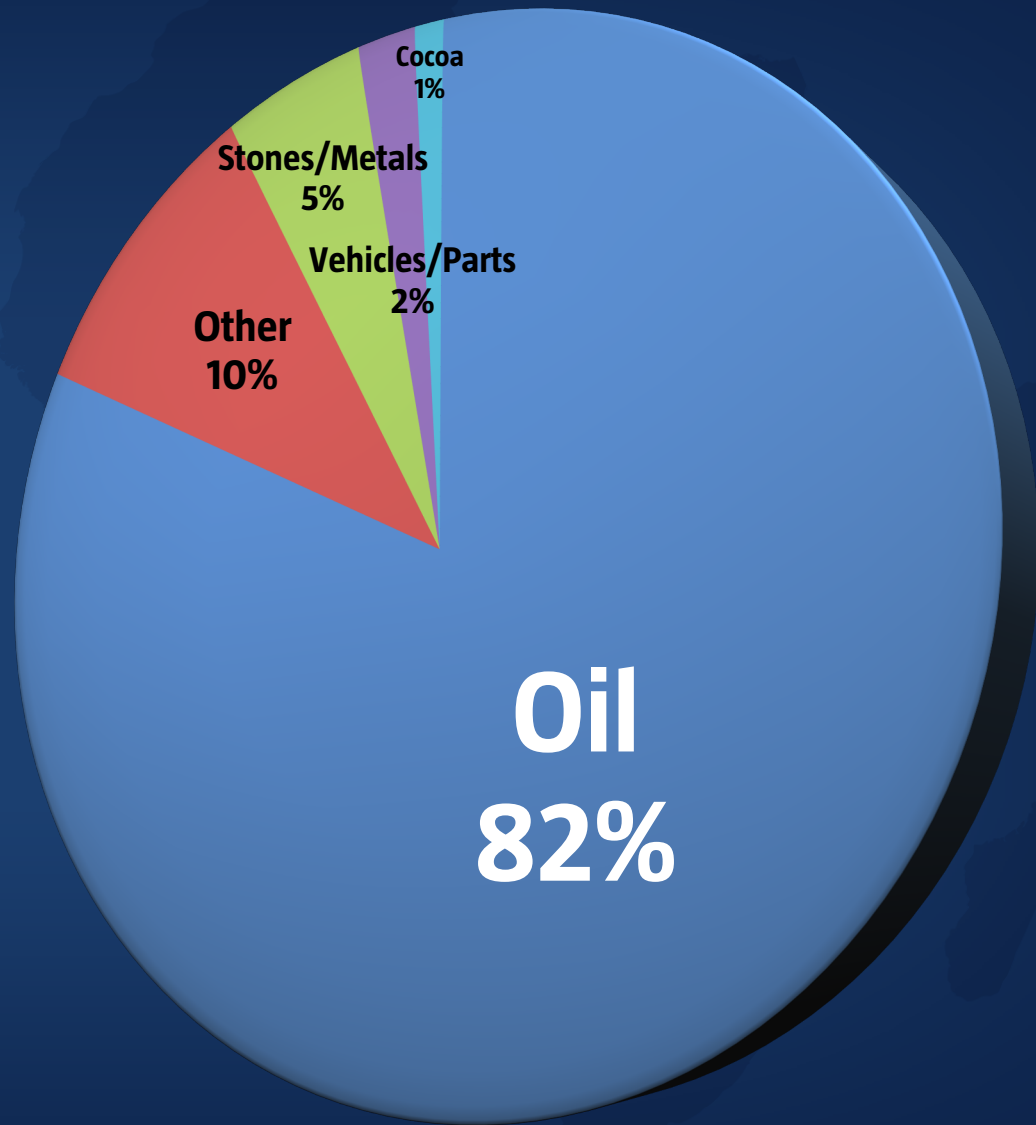
U.S. SENATOR  
**CHRIS COONS**  
of DELAWARE

WWW.COONS.SENATE.GOV



# WHAT THE U.S. IS BUYING FROM AFRICA

*Oil.*



U.S. SENATOR  
**CHRIS COONS**  
of DELAWARE

[WWW.COONS.SENATE.GOV](http://WWW.COONS.SENATE.GOV)

# COUNTRIES UTILIZING AGOA THIRD COUNTRY FABRIC PROVISION

*In millions of square-meter  
equivalents (m2)*

<b>2011 Quota Allowance</b>	<b>866.700</b>
<b>2011 Imported</b>	<b>199.857</b>
1. Kenya	74.476
2. Lesotho	64.63
3. Swaziland	19.991
4. Mauritius	17.93
5. Tanzania	6.942
6. Ethiopia	6.128
7. Malawi	4.689
8. Botswana	3.292
9. Ghana	1.610
10. Uganda	0.138
11. Cameroon	0.016
12. Mozambique	0.014



U.S. SENATOR  
**CHRIS COONS**  
of DELAWARE

[WWW.COONS.SENATE.GOV](http://WWW.COONS.SENATE.GOV)



U.S. SENATOR  
**CHRIS COONS**  
of DELAWARE

[WWW.COONS.SENATE.GOV](http://WWW.COONS.SENATE.GOV)



**KENYA**





U.S. SENATOR  
**CHRIS COONS**  
of DELAWARE

[WWW.COONS.SENATE.GOV](http://WWW.COONS.SENATE.GOV)

# U.S. ECONOMIC STRATEGY IN AFRICA

*Five core goals of U.S. Strategy Toward Sub-Saharan Africa*

- Promoting an enabling environment for trade and investment
- Improving economic governance
- Promoting regional integration
- Expanding African capacity to effectively access and benefit from global markets
- Encouraging U.S. companies to trade with and invest in Africa




U.S. SENATOR  
**CHRIS COONS**  
of DELAWARE

[WWW.COONS.SENATE.GOV](http://WWW.COONS.SENATE.GOV)

# U.S. ECONOMIC STRATEGY IN AFRICA

*Ten federal agencies are involved in promoting U.S. trade with other countries*



U.S. SENATOR  
**CHRIS COONS**  
of DELAWARE

[WWW.COONS.SENATE.GOV](http://WWW.COONS.SENATE.GOV)





U.S. SENATE FOREIGN RELATIONS COMMITTEE  
**SUBCOMMITTEE** *on* **AFRICAN AFFAIRS**

CHRIS COONS (D-DEL.), CHAIR

JOHNNY ISAKSON (R-GA.), RANKING MEMBER